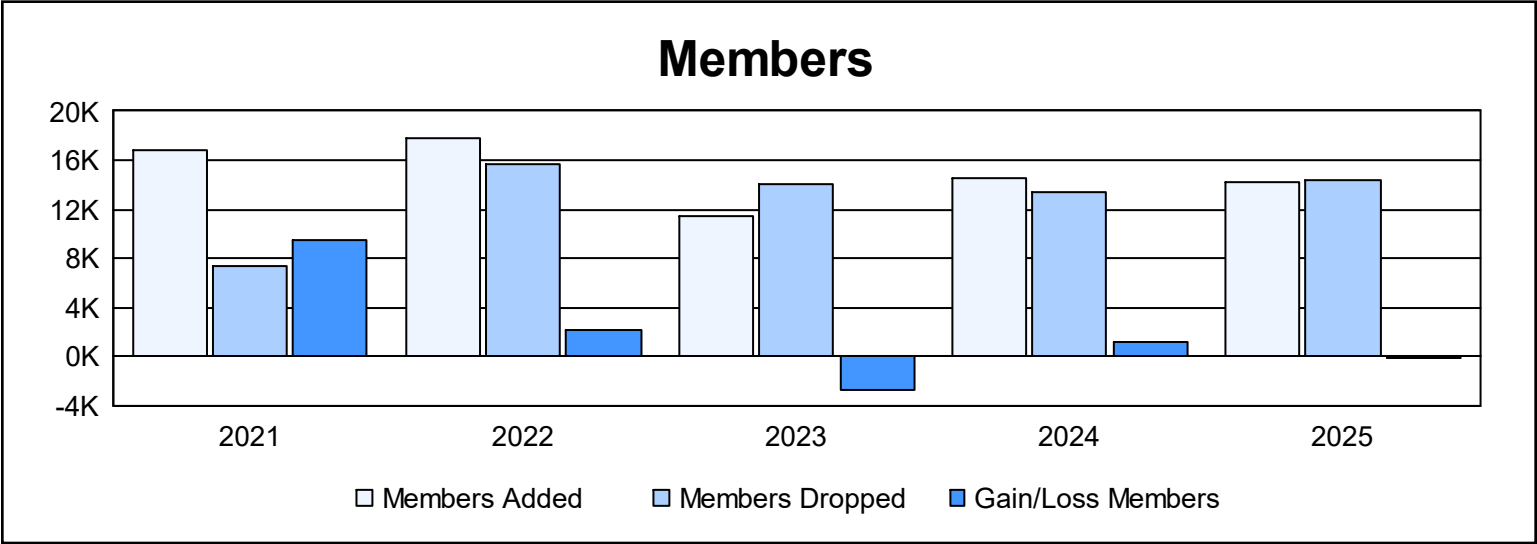
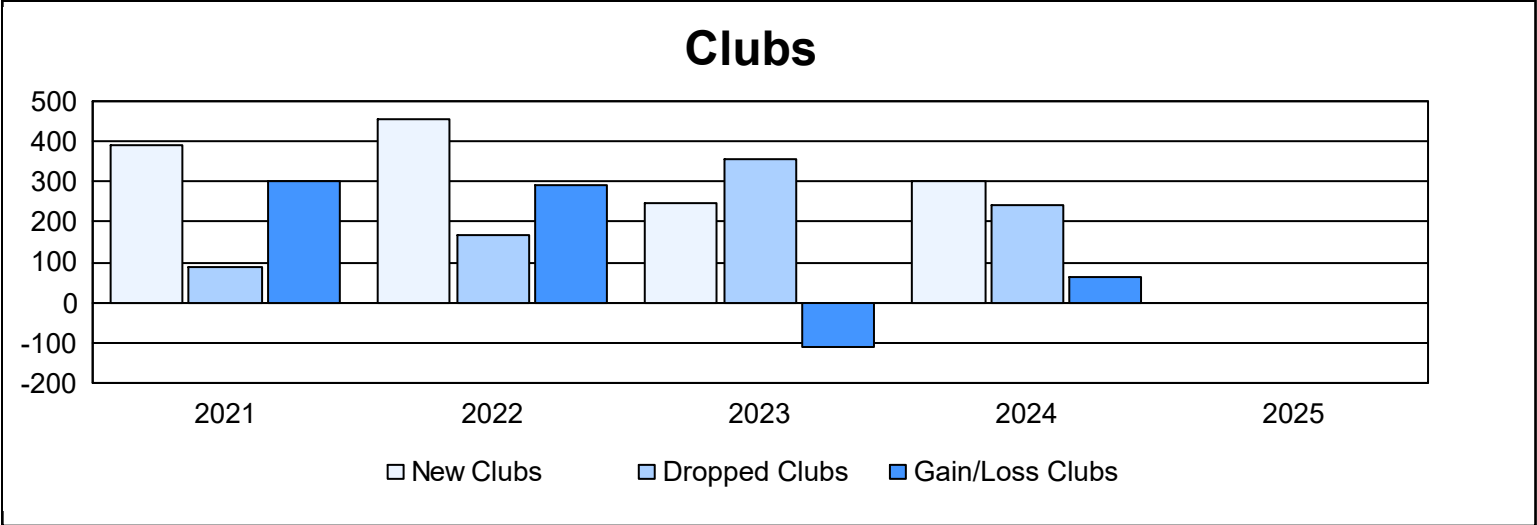
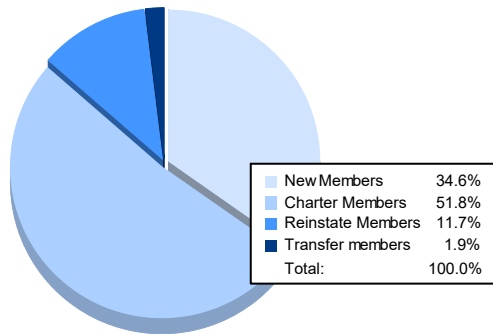


Year	New Clubs	Dropped Clubs	Gain/ Loss Clubs	New Members	Charter Members	Reinstate Members	Transfer Members	Total Member Added	Total Members Dropped	Gain/ Loss Members
2020-2021	389	88	301	7,061	9,534	227	52	16,874	7,376	9,498
2021-2022	455	165	290	6,471	10,948	310	97	17,826	15,674	2,152
2022-2023	245	357	-112	4,244	6,357	641	132	11,374	14,048	-2,674
2023-2024	301	239	62	6,243	7,131	883	252	14,509	13,336	1,173
2024-2025				4,913	7,354	1,658	267	14,192	14,296	-104
Average	348	212	135	5,786	8,265	744	160	14,955	12,946	2,009



### Membership Composition June 2025 Cumulative



### Gender Composition June 2025 Cumulative

